

LED Flood Light LEDioc FL200 Anti-Vibration model



Example of construction (image)

- Vibration proof and corrosion resistance
- Compact body with highly efficient light output: up to 115lm/w
- Capable of delivering brightness equivalent to 400W metal halide lamp
- Proprietary light distribution control technology allows for outstanding light concentration
- Finishing with a reflector and globe combination allows for three types of luminous intensity distribution (narrow, medium, wide)
- Lumen maintenance(L85) : 40,000hours at 35° C
- Utilizes highly efficient/high-powered COB-type LED package

This light source, offering top-class energy saving performance has been achieved through a new optical design utilizing both a lens and a mirror, and also through highly efficient usage of electric power. With COB (Chip on board) type lighting, large numbers Of LED devices are mounted directly onto substrate. As light is therefore emitted from a single uniform surface, a natural lighting environment of even brightness close to that created by surface emission can be achieved.



Product Series

Model number	Power consumption	CCT	CRI	Luminous flux (nominal)	Distribution	Luminous efficacy
E2001N/650/E/T	190W	5000K	70	22000 lm	Narrow	115.7 lm/W
E2001M/650/E/T	190W	5000K	70	21000 lm	Medium	110.5 lm/W
E2001W/650/E/T	190W	5000K	70	17500 lm	Wide	92.1 lm/W
E2001N/850/E/T	190W	5000K	80	20000 lm	Narrow	105.2 lm/W
E2001M/850/E/T	190W	5000K	80	19500 lm	Medium	102.6 lm/W
E2001W/850/E/T	190W	5000K	80	16000 lm	Wide	84.2 lm/W
E2001N/840/E/T	190W	4000K	80	20000 lm	Narrow	105.2 lm/W
E2001M/840/E/T	190W	4000K	80	19500 lm	Medium	102.6 lm/W
E2001W/840/E/T	190W	4000K	80	16000 lm	Wide	84.2 lm/W
E2001N/830/E/T	190W	3000K	80	19000 lm	Narrow	100.0 lm/W
E2001M/830/E/T	190W	3000K	80	18000 lm	Medium	94.7 lm/W
E2001W/830/E/T	190W	3000K	80	15000 lm	Wide	78.9 lm/W
E2001N/827/E/T	190W	2700K	80	17000 lm	Narrow	89.4 lm/W
E2001M/827/E/T	190W	2700K	80	17500 lm	Medium	92.1 lm/W
E2001W/827/E/T	190W	2700K	80	13500 lm	Wide	71.0 lm/W
E2001N/821/E/T	190W	2200K	75	15000 lm	Narrow	78.9 lm/W
E2001M/821/E/T	190W	2200K	75	15000 lm	Medium	78.9 lm/W
E2001W/821/E/T	190W	2200K	75	12500 lm	Wide	65.7 lm/W

Optical

- Distribution : Narrow, Medium, Wide
- Beam angle (half intensity) : 8°, 20°, 50°
- Lumen maintenance(L85) : 40,000hours at 35°C

Electrical

- Built-in power supply
- Input voltage : 220 to 240V
- Line frequency : 50 to 60Hz
- Power factor : > 0.9 at full load
- Total Harmonic Distortion : < 20% at full load
- Surge protection : 12kV (Line-Ground) / 6kV (Line-Line)
- Power consumption : 190W

Mechanical

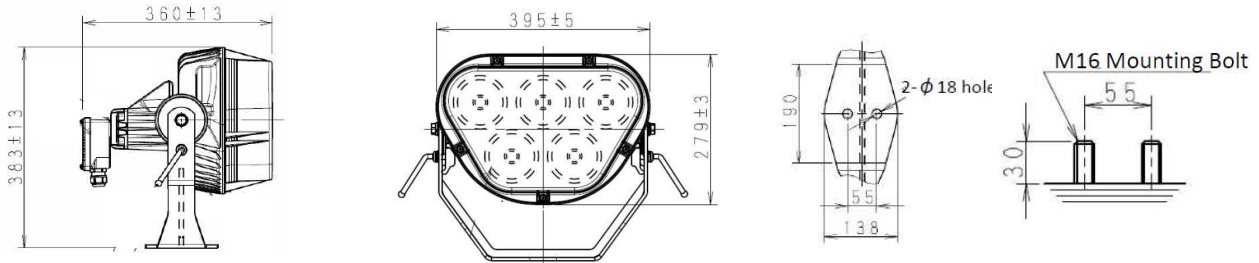
- Body : Die cast aluminum
- Reflector: Polycarbonate
- Front cover: Acrylic
(Narrow , Medium : clear)
(Wide : frosted)
- Arm with stand: Steel plate
- Finish color : Metallic grey
- Anti-corrosion paint

Ratings

- Operation Temperature range : -20~+40°C
- IP code : IP65
- Certification : CE, RCM

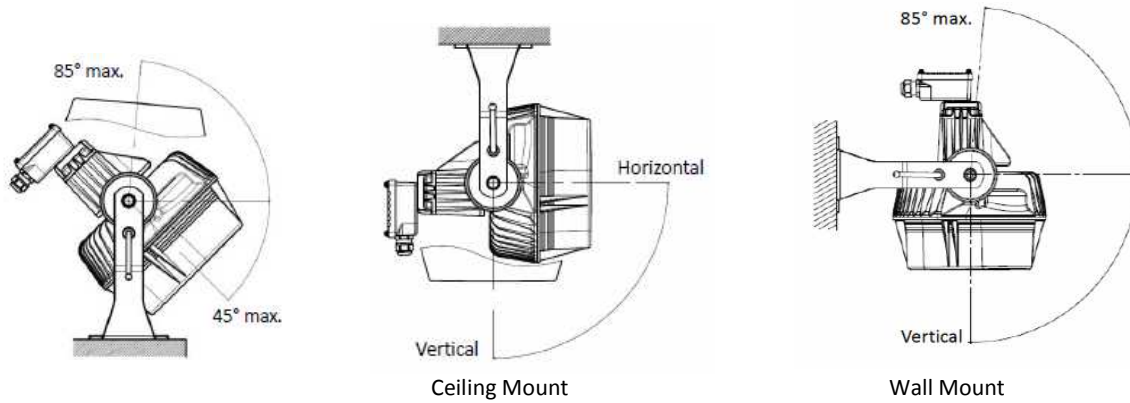
Physical

- Dimension : W395×D360×H383mm
- Weight : 13kg
- Exposed surface : 0.09m²
- Designed allowable wind speed : 60m/s

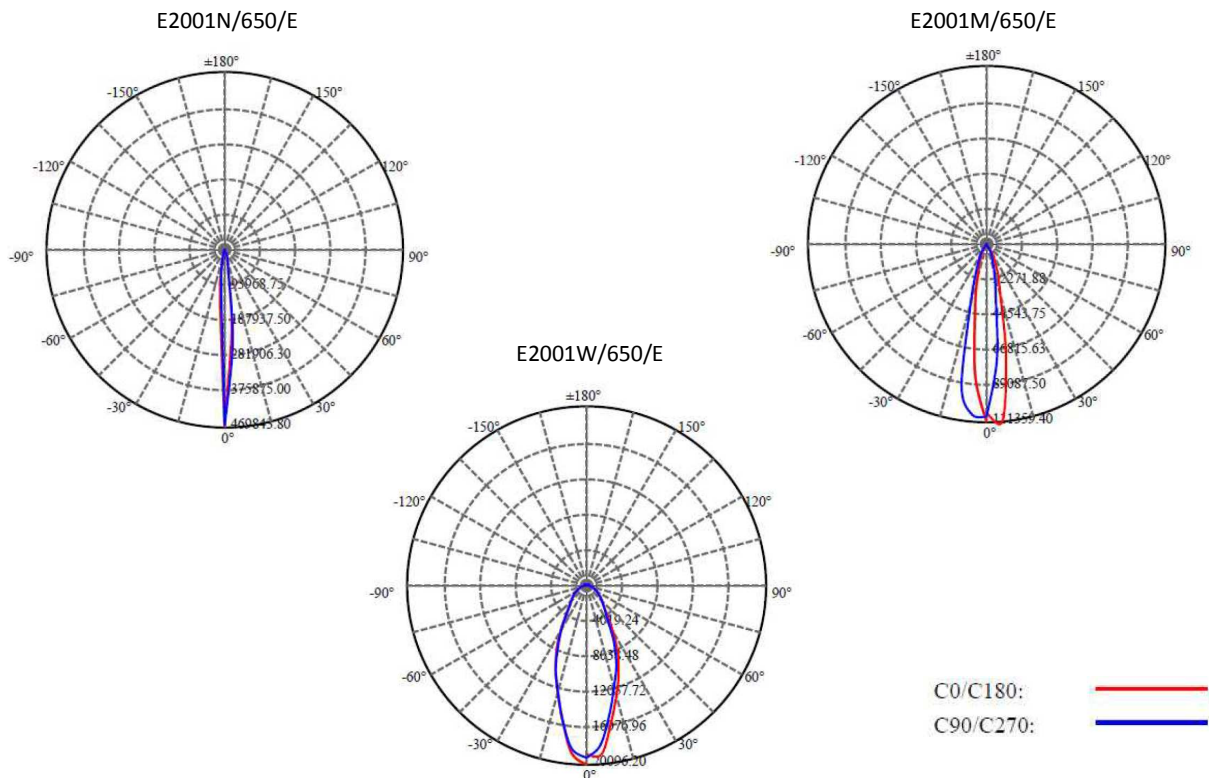


Installation

Movable angle



Distribution data(cd)*



*The candela values are reference values from a test sample.