

# TECHNICAL INFORMATION BULLETIN

## EYE Multi-Metal

**LAMP TYPE** : Metal Halide Lamp  
MF400X/U

### PERFORMANCE DATA

Initial luminous flux at rated wattage after 100h burning	(lm)	:	36,000
Lamp lumen efficacy	(lm/W)	:	90
Rated average life	(h)	:	15,000
Warm up time	(min)	:	4
Restarting time	(min)	:	15
Correlated colour temperature	(K)	:	3,800
CIE chromaticity	x	:	0.39
	y	:	0.40
Colour rendering index	(Ra)	:	70
Burning position		:	Any
Survival factor at 2,000h	(%)	:	99
4,000h	(%)	:	95
6,000h	(%)	:	91
8,000h	(%)	:	85
12,000h	(%)	:	68
Lumen Maintenance factor at 2,000h	(%)	:	86
4,000h	(%)	:	76
6,000h	(%)	:	70
8,000h	(%)	:	67
12,000h	(%)	:	72
Energy Efficiency Label		:	A+
Weighted Energy consumption (kWh/1000h)		:	440

### Lamp wattage (Nominal)

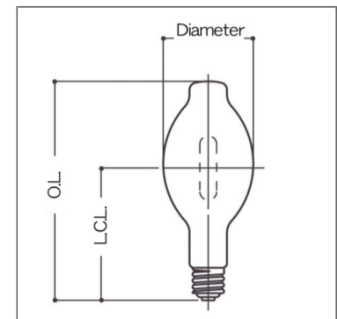
Lamp wattage (Nominal)	(W)	:	400
Lamp wattage (Rated)	(W)	:	400
Lamp voltage	(V)	:	135
Lamp current	(A)	:	3.25

### BALLAST AND IGNITOR INFORMATION

Compatible ballast	:	ANSI M59
Ignitor	:	Not required


### PHYSICAL DESCRIPTION


Base designation	:	E40
Bulb designation	:	BT116 (116mm Dia.)
Bulb material	:	Hard glass
Bulb finish	:	Phosphor coated
Arc tube material	:	Quartz
Mercury(Hg) content	(mg)	: 55.0
Overall length	(mm)	: 292 max.
Light centre length (Nominal)	(mm)	: ---
Effective arc length (Nominal)	(mm)	: ---

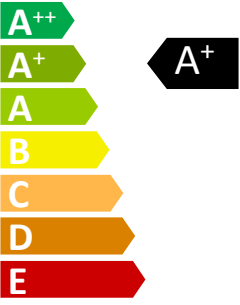


### LUMINAIRE DESIGN REQUIREMENTS

Bulb Temp. limit	( °C)	:	400
Base Temp. limit	( °C)	:	210
open / enclosed		:	Enclosed fixture required

 **ENERG** Y IJA  
IE IA  
енергия · ενέργεια

 **IWASAKI** MF400X/U



**440** kWh/1000h