

TECHNICAL INFORMATION BULLETIN

EYE Sunlux Ace

LAMP TYPE : High Pressure Sodium Lamp
NHT940LX

PERFORMANCE DATA

Initial luminous flux at rated wattage after 100h burning (lm)	:	138,000
Lamp lumen efficacy (lm/W)	:	147
Rated average life (h)	:	24,000
Warm up time (min)	:	4
Restarting time (min)	:	15 max.
Correlated colour temperature (K)	:	2,100
CIE chromaticity x	:	0.52
y	:	0.42
Colour rendering index (Ra)	:	25
Burning position	:	Any
Survival factor at 2,000h (%)	:	100
4,000h (%)	:	100
6,000h (%)	:	100
8,000h (%)	:	100
12,000h (%)	:	99
16,000h (%)	:	96
20,000h (%)	:	83
Lumen Maintenance factor at 2,000h (%)	:	96
4,000h (%)	:	94
6,000h (%)	:	92
8,000h (%)	:	91
12,000h (%)	:	90
16,000h (%)	:	89
20,000h (%)	:	87
Energy Efficiency Label	:	A++
Weighted Energy consumption (kWh/1000h)	:	1034

Lamp wattage (Nominal)

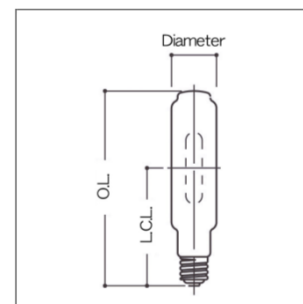
Lamp wattage (Nominal) (W)	:	940
Lamp wattage (Rated) (W)	:	940
Lamp voltage (V)	:	145
Lamp current (A)	:	7.50

BALLAST AND IGNITOR INFORMATION

Compatible ballast	:	IEC 60188 (MVL-1000W)
Ignitor	:	Not Required


PHYSICAL DESCRIPTION


Base designation	:	E40
Bulb designation	:	T67 (67mm dia.)
Bulb material	:	Hard Glass
Bulb finish	:	Clear
Arc tube material	:	Alumina
Mercury(Hg) content (mg)	:	16.8
Overall length (mm)	:	375 max.
Light centre length (Nominal) (mm)	:	222
Effective arc length (Nominal) (mm)	:	137



LUMINAIRE DESIGN REQUIREMENTS

Bulb Temp. limit (°C)	:	400
Base Temp. limit (°C)	:	210
open / enclosed	:	Open fixture permissible

 **ENERG** Y IJA
IE IA
енергия · ενέργεια

 **IWASAKI** NHT940LX

A⁺⁺

A⁺

A

B

C

D

E

1034 kWh/1000h