

TECHNICAL INFORMATION BULLETIN

EYE FEC Cera Arc Ace EX BT

LAMP TYPE : Ceramic Metal Halide Lamp
CM115FLS/EX/BUD

PERFORMANCE DATA

Initial luminous flux at rated wattage after 100h burning	(lm)	:	13,800
Lamp lumen efficacy	(lm/W)	:	120
Rated average life	(h)	:	24,000
Warm up time	(min)	:	4
Restarting time	(min)	:	15 max.
Correlated colour temperature	(K)	:	3,500
CIE chromaticity	x	:	0.41
	y	:	0.40
Colour rendering index	(Ra)	:	75
Burning position		:	BU or BD $\pm 45^\circ$
Survival factor at 2,000h	(%)	:	99
4,000h	(%)	:	98
6,000h	(%)	:	96
8,000h	(%)	:	94
12,000h	(%)	:	87
16,000h	(%)	:	78
20,000h	(%)	:	65
Lumen Maintenance factor at 2,000h	(%)	:	87
4,000h	(%)	:	85
6,000h	(%)	:	84
8,000h	(%)	:	83
12,000h	(%)	:	82
16,000h	(%)	:	82
20,000h	(%)	:	81
Energy Efficiency Label		:	A+
Weighted Energy consumption (kWh/1000h)		:	127

Lamp wattage (Nominal)

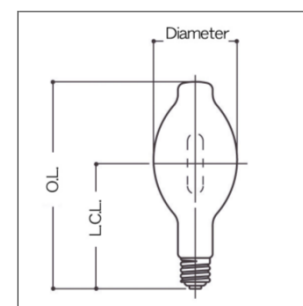
Lamp wattage (Nominal)	(W)	:	115
Lamp wattage (Rated)	(W)	:	115
Lamp voltage	(V)	:	125
Lamp current	(A)	:	1.15

BALLAST AND IGNITOR INFORMATION

Compatible ballast	:	IEC 60188 (MVL-125W)
Ignitor	:	Not Required


PHYSICAL DESCRIPTION


Base designation	:	E27
Bulb designation	:	BT70 (70mm dia.)
Bulb material	:	Hard glass
Bulb finish	:	Diffuse (UV-cut coating)
Arc tube material	:	Alumina
Mercury(Hg) content	(mg)	17.5
Overall length	(mm)	178 max.
Light centre length (Nominal)	(mm)	-
Effective arc length (Nominal)	(mm)	-

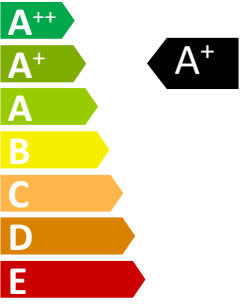


LUMINAIRE DESIGN REQUIREMENTS

Bulb Temp. limit	($^{\circ}$ C)	:	400
Base Temp. limit	($^{\circ}$ C)	:	190
open / enclosed		:	Enclosed fixture required

 **ENERG** Y IJA
IE IA
енергия · ενεργεια

 **IWASAKI** CM115FLS/EX/BUD



A⁺⁺
A⁺
A
B
C
D
E

126.5 kWh/1000h