

LEDiOC HB III

The multi-use High Bay luminaire - now lighter in weight and higher in efficiency

- Up to 45% more lightweight than the previous generation HB II.
- Luminous Efficacy improved by up to 30%, now reaching up to 175lm/W.
- DALI Compatible versions now available across the full product line-up.



250W


120W/160W

80W/100W

Product Line-up

Model Number		Power Consumption	Mounting Type	Net Weight	Dimension (D, H)	Luminous Flux	Luminous Efficacy	CRI & CCT
Standard	DALI Control							
EHWP0814W/740/E EHWP0814W/750/E	EHWP0814W/740/D/E EHWP0814W/750/D/E	80 W	Bracket	3.4 kg (DALI: 3.5 kg)	Φ239 mm, 228 mm	13,600 lm	170.0 lm/W	Ra70, 4000K Ra70, 5000K
EHWP0815W/740/E EHWP0815W/750/E	EHWP0815W/740/D/E EHWP0815W/750/D/E	80 W	Eye Bolt	2.7 kg (DALI: 2.8 kg)	Φ239 mm, 228 mm	13,600 lm	170.0 lm/W	Ra70, 4000K Ra70, 5000K
EHWP1014W/740/E EHWP1014W/750/E	EHWP1014W/740/D/E EHWP1014W/750/D/E	100 W	Bracket	3.4 kg (DALI: 3.5 kg)	Φ239 mm, 228 mm	16,900 lm	169.0 lm/W	Ra70, 4000K Ra70, 5000K
EHWP1015W/740/E EHWP1015W/750/E	EHWP1015W/740/D/E EHWP1015W/750/D/E	100 W	Eye Bolt	2.7 kg (DALI: 2.8 kg)	Φ239 mm, 228 mm	16,900 lm	169.0 lm/W	Ra70, 4000K Ra70, 5000K
EHWP1214W/740/E EHWP1214W/750/E	EHWP1214W/740/D/E EHWP1214W/750/D/E	120 W	Bracket	4.7 kg (DALI: 4.8 kg)	Φ270.5 mm, 225 mm	21,000 lm	175.0 lm/W	Ra70, 4000K Ra70, 5000K
EHWP1215W/740/E EHWP1215W/750/E	EHWP1215W/740/D/E EHWP1215W/750/D/E	120 W	Eye Bolt	3.9 kg (DALI: 4.0 kg)	Φ270.5 mm, 225 mm	21,000 lm	175.0 lm/W	Ra70, 4000K Ra70, 5000K
EHWP1614W/740/E EHWP1614W/750/E	EHWP1614W/740/D/E EHWP1614W/750/D/E	160 W	Bracket	4.7 kg (DALI: 4.8 kg)	Φ270.5 mm, 225 mm	27,300 lm	170.6 lm/W	Ra70, 4000K Ra70, 5000K
EHWP1615W/740/E EHWP1615W/750/E	EHWP1615W/740/D/E EHWP1615W/750/D/E	160 W	Eye Bolt	3.9 kg (DALI: 4.0 kg)	Φ270.5 mm, 225 mm	27,300 lm	170.6 lm/W	Ra70, 4000K Ra70, 5000K
EHWP2514W/740/E EHWP2514W/750/E	EHWP2514W/740/D/E EHWP2514W/750/D/E	250 W	Bracket	8.6 kg (DALI: 8.7 kg)	Φ385 mm, 276 mm	42,200 lm	168.0 lm/W	Ra70, 4000K Ra70, 5000K
EHWP2515W/740/E EHWP2515W/750/E	EHWP2515W/740/D/E EHWP2515W/750/D/E	250 W	Eye Bolt	7.8 kg (DALI: 7.9 kg)	Φ385 mm, 276 mm	42,200 lm	168.0 lm/W	Ra70, 4000K Ra70, 5000K

❖ The safety wire and bracket are not included with the "Eye Bolt Mounting Type".



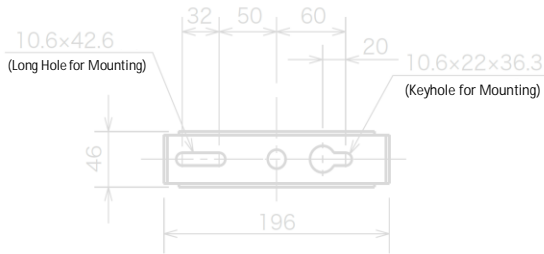
Common Specification

- Housing : Aluminium Alloy
- Front Cover : Tempered Glass(t3.0 mm)
- Bracket : Steel (80-160W:t3.0mm; 250W:t4.0mm)
- Eye Bolt : GEOMET plated Stainless Steel
- Finish Color : Metallic Silver
- Ingress Protection : IP65
- Impact Resistance : IK10(housing, bracket), IK08(front cover)
- Bracket Dimensions : Refer to following figure.
- Safety Wire : 2 pcs included
- Bracket Dimensions : Refer to figure (1) ~ (3) below.

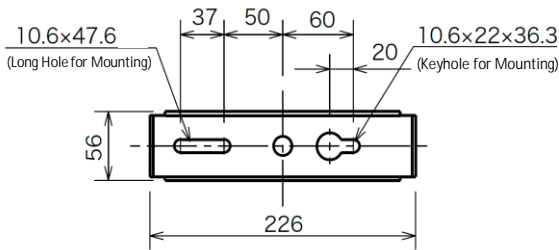
- Mounting Orientation : Vertical Wall, Horizontal Ceiling, Sloped Ceiling
(Only available for "bracket mounting type")



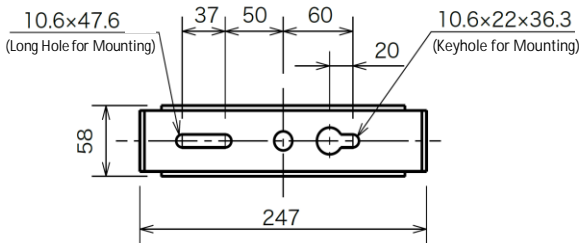
- Service Temperature : EHWP08-16***: Ambient -30°C ~ +50°C
EHWP25***: Ambient -30°C ~ +40°C



(1) 80W, 100W



(2) 120W, 160W



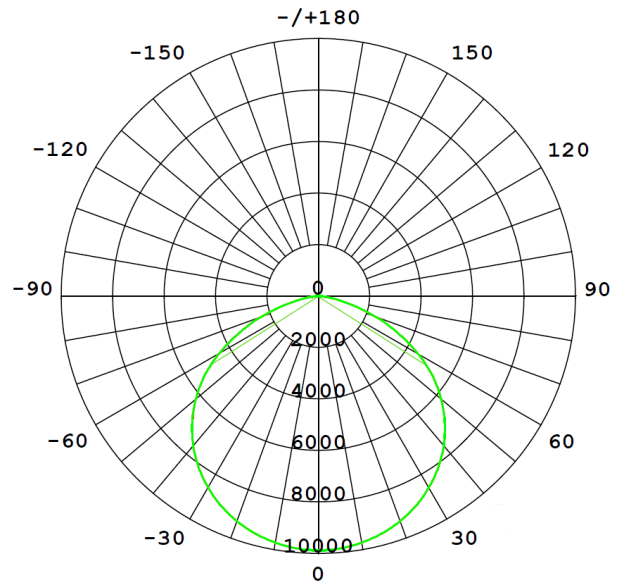
(3) 250W

Electrical Features

- LED Driver : Built-in Power Supply Unit
- Input Voltage : 100 ~ 240 V
- Line Frequency : 50/60 Hz
- Power Factor : > 0.95 when full loaded

Optical Features

- Lumen Maintenance : 40,000 hours (L90)
- Distribution : Wide Beam (115°)
- Distribution Image : Refer to the figure below (160W)



Accessories

Product Name	Front Guard - S (for 80W, 100W)	Front Guard - M (for 120W, 160W)	Front Guard - L (for 250W)	Chain Mounting Kit	Ceiling Mounting Kit
Model Number	GEHC10	GEHC11	GEHC03	FB21	FB31
Product Image					