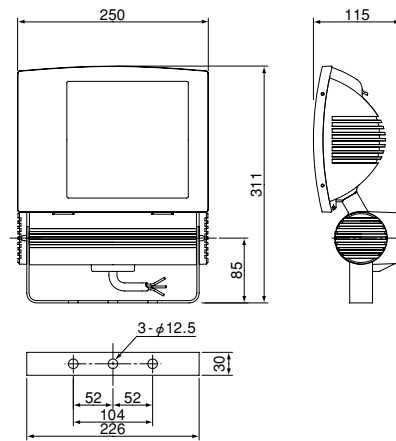


Urban Act™ β -Square




Urban Act β Square for metal halide lamps
Asymmetrical medium wide beam
Axially symmetrical wide beam



Weight: 3.5kg
Protection: IP65
Housing: aluminium die cast
Reflector: aluminium faceted / dimpled
Front glass: tempered glass
With fluoropolymer dust proof filter
Integral electronic ballast
Easy lamp replacement
Tool-free adjustment by special turn lock mechanism
Complete with 1200 mm supply cable 3 x 1.0mm²



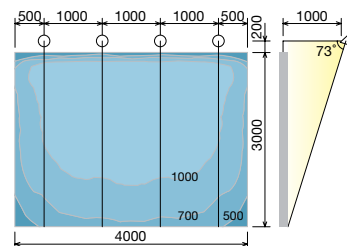
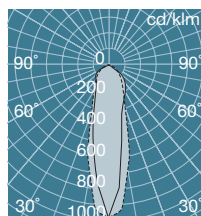
Lamp



EYE Cera Arc Frosted
EYE Color Arc Frosted

Urban Act β Square for 70W metal halide, asymmetrical medium wide beam

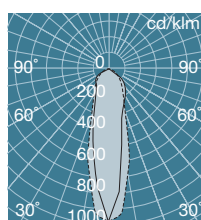
Type	Colour	Lamp	Lamp holder	C0-180	C90-270
HCF0772BHE	Dark Gray	EYE Cera Arc Tubular 70W Frosted EYE Color Arc Tubular 70W Frosted	E27	17°	25°
HCF0772BHE/W	White	EYE Cera Arc Tubular 70W Frosted EYE Color Arc Tubular 70W Frosted	E27	17°	25°



HCF1572BHE + CMT150F/WW
13000 lm

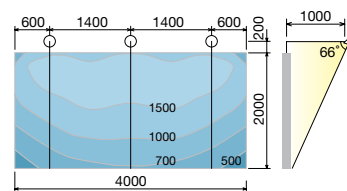
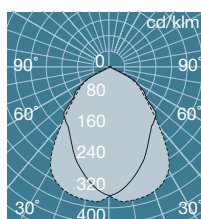
Urban Act β Square for 150W metal halide, asymmetrical medium wide beam

Type	Colour	Lamp	Lamp holder	C0-180	C90-270
HCF1572BHE	Dark Gray	EYE Cera Arc Tubular 150W Frosted EYE Color Arc Tubular 150W Frosted	E27	17°	25°
HCF1572BHE/W	White	EYE Cera Arc Tubular 150W Frosted EYE Color Arc Tubular 150W Frosted	E27	17°	25°



Urban Act β Square for 70W metal halide, axially symmetrical wide beam

Type	Colour	Lamp	Lamp holder	C0-180	C90-270
HCF0771BHE	Dark Gray	EYE Cera Arc Tubular 70W Frosted EYE Color Arc Tubular 70W Frosted	E27	48°	64°
HCF0771BHE/W	White	EYE Cera Arc Tubular 70W Frosted EYE Color Arc Tubular 70W Frosted	E27	48°	64°



HCF1571BHE + CMT150F/WW
13000 lm

Urban Act β Square for 150W metal halide, axially symmetrical wide beam

Type	Colour	Lamp	Lamp holder	C0-180	C90-270
HCF1571BHE	Dark Gray	EYE Cera Arc Tubular 150W Frosted EYE Color Arc Tubular 150W Frosted	E27	48°	64°
HCF1571BHE/W	White	EYE Cera Arc Tubular 150W Frosted EYE Color Arc Tubular 150W Frosted	E27	48°	64°

